

## AUSFÜHRUNGEN TÜR


### NL KUNSTSTOFF, LM KUNSTSTOFFLAMINAT, AM FENIX<sup>NTM</sup>

1- Für eine korrekte Beurteilung von Farbe und Nuance müssen reale Musterstücke zu Hilfe genommen werden. Die Muster der Ausführungen Holz, lackiert und Marmor sind lediglich Näherungsangaben: alle bestellten Elemente aus diesen Materialien können im Vergleich zu den in Ihrem Besitz befindlichen Mustern natürliche und unvermeidliche Unterschiede in Bezug auf Farbe und Äderung aufweisen.


2- Unterschiedliche Materialien und Ausführungen, die miteinander kombiniert werden, können auch dann Abweichungen in der Nuance aufweisen, wenn sie dieselbe Farbe besitzen (z.B. Weiß).

3- Alle Materialien und die zugehörigen Oberflächenbehandlungen sind im Laufe der Zeit Variationen in Bezug auf Farben und Nuancen ausgesetzt, die auf die Lichteinwirkung, die natürliche Alterung und sonstige Faktoren am Einsatzort zurückzuführen sind: bei eventuellen Ergänzungen kann es daher bei der Kombination zu Abweichungen kommen, die akzeptiert werden müssen.


#### NL KUNSTSTOFF




**OA NL**  
OXIDE BRONZE



**OE NL**  
OXIDE STEEL




**OF NL**  
BEIGE



**OJ NL**  
TAUPE



**OK NL**  
CHAMPAGNE




**OX NL**  
EXTRA WHITE




**OL NL**  
BRILLANT GREY




**ON NL**  
COBALT GREY



**1E NL**  
DECOR WOOD STONE




**1L NL**  
DECOR WOOD LAVA



**1P NL**  
DECOR WOOD EVOKE

#### LM KUNSTSTOFFLAMINAT SATIN



**AX LM**  
SATIN BIANCO



**AY LM**  
SATIN GRIGIO



**A2 LM**  
SATIN PIETRA




**AZ LM**  
SATIN ANTRACITE




**AW LM**  
SATIN TITAN


#### AM FENIX<sup>NTM</sup>




**A3 AM**  
BIANCO




**A5 AM**  
GRIGIO




**A6 AM**  
CASTORO



**A4 AM**  
NERO




**A7 AM**  
BROMO



**A8 AM**  
CACAO




**A9 AM**  
NOCCIOLA




**BA AM**  
VERDE

# AUSFÜHRUNGEN TÜR LC LACKIERT

## LC LACKIERT




**88 LC**  
BIANCO



**87 LC**  
ABSOLUTE WHITE



**84 LC**  
CONCHIGLIA



**6P LC**  
SABBIA



**8S LC**  
ZABAIONE




**8B LC**  
ROSSO 834



**8D LC**  
ROSSO PAPRIKA




**7N LC**  
ROSSO POMPEI



**75 LC**  
GRIGIO NUVOLA



**86 LC**  
GRIGIO LUCE



**85 LC**  
CAMOSCIO



**9Y LC**  
GRIGIO CENERE



**7X LC**  
GRIGIO NEUTRAL



**7T LC**  
GRAFITE



**9X LC**  
CAFFÈ



**81 LC**  
CAFFELATTE



**90 LC**  
VERDE NINFEA



**91 LC**  
VERDE ESTATE



**93 LC**  
VERDE MUSCHIO



**95 LC**  
VERDE FORESTA



**64 LC**  
AZZURRO POLVERE



**8K LC**  
BLU INDIGO



**6S LC**  
BLU DI PRUSSIA



**7P LC**  
NERO



**6L LC**  
AVORIO



**98 LC**  
TORTORA




**6B LC**  
FANGO




**96 LC**  
GRANITO

## LC LACKIERT, FARBTON SATIN




**7M LC**  
SATIN BIANCO




**62 LC**  
SATIN GRIGIO



**6D LC**  
SATIN PIETRA



**6M LC**  
SATIN ANTRACITE



**60 LC**  
SATIN TITAN


# AUSFÜHRUNGEN TÜR

## LD HOCHGLÄNZEND LACKIERT, LE HOLZ


### LD HOCHGLÄNZEND LACKIERT




**65 LD**  
BIANCO LUCIDO




**KV LD**  
AVORIO LUCIDO



**KZ LD**  
TITAN LUCIDO




**69 LD**  
NERO LUCIDO



**KY LD**  
TORTORA LUCIDO




**KW LD**  
FANGO LUCIDO




**KX LD**  
GRANITO LUCIDO


### LE HOLZ, HORIZONTALE MASERUNG




**3W LE**  
NORDISCHE EICHE




**4H LE**  
EICHE NATUR NTF




**4D LE**  
URME NTF




**3L LE**  
FOSSIL OAK NTF



**4F LE**  
SCHWARZNUSS NTF




**4B LE**  
KASTANIE FUMÉ NTF




**3T LE**  
EICHE FUMÉ NTF


### LE HOLZ, VERTIKALE MASERUNG




**5A LE**  
TEAKHOLZ NTF




**4G LE**  
EICHE NATUR NTF




**3K LE**  
FOSSIL OAK NTF



**4E LE**  
SCHWARZNUSS NTF




**4A LE**  
KASTANIE FUMÉ NTF



**3P LE**  
EICHE FUMÉ NTF


### LE HOLZ MIT VERTIKALEN LEISTEN




**3V LE**  
NORDISCHE EICHE

# AUSFÜHRUNGEN TÜR EDELSTAHL, ALUMINIUM, GLAS

## EDELSTAHL



EDELSTAHL



EDELSTAHL MIT PVD  
BRONZE



EDELSTAHL MIT PVD  
SCHWARZ




EDELSTAHL MIT PVD  
CHAMPAGNE


## ALUMINIUM



ALUMINIUM




ALUMINIUM IN  
EDELSTAHLFINISH




SCHWARZ ELOXIERTES  
ALUMINIUM


## GLAS



GEÄTZTEM GLAS




STOPSOL GLAS



STOPSOL-DRAHTGLAS


## GLAS GLÄNZEND LACKIERT




**GJ**  
GLAS BIANCO




**GL**  
GLAS AVORIO



**GP**  
GLAS TITAN




**GS**  
GLAS ANTRACITE



**GV**  
GLAS NERO


## GLAS MATT LACKIERT




**GH**  
GLAS BIANCO




**GK**  
GLAS AVORIO



**GN**  
GLAS TITAN



**GR**  
GLAS ANTRACITE




**GT**  
GLAS NERO

# AUSFÜHRUNGEN ARBEITSPLETTEN


## LM KUNSTSTOFFLAMINAT SATIN, AM FENIX<sup>NTM</sup>®, CR DUPONT<sup>TM</sup> CORIAN®

### LM KUNSTSTOFFLAMINAT SATIN


---




**AX LM**  
SATIN BIANCO




**AY LM**  
SATIN GRIGIO



**A2 LM**  
SATIN PIETRA




**AZ LM**  
SATIN ANTRACITE




**AW LM**  
SATIN TITAN

### AM FENIX<sup>NTM</sup>®


---



**A3 AM**  
BIANCO



**A5 AM**  
GRIGIO




**A6 AM**  
CASTORO



**A4 AM**  
NERO




**A7 AM**  
BROMO



**A8 AM**  
CACAO




**A9 AM**  
NOCCIOLA




**BA AM**  
VERDE

### CR DUPONT<sup>TM</sup> CORIAN®


---




**LI CR**  
GLACIER WHITE



**LJ CR**  
SEA SHELL



**LK CR**  
LIGHT TITAN



**LZ CR**  
KARPHO


# AUSFÜHRUNGEN ARBEITSPLATTEN

## SL SILESTONE®, DK DEKTON®


### SL SILESTONE® GLÄNZEND




**EJ SL**  
BLANCO ZEUS EXTREME




**EP SL**  
YUKON



**EG SL**  
CORAL CLAY




**E0 SL**  
STATUARIO



**E2 SL**  
SERENA



**EV SL**  
CYGNUS




**EL SL**  
KENSHO




**EA SL**  
MARENGO



**ES SL**  
GRIS AMAZON




**EX SL**  
CALYPSO



**E4 SL**  
CHARCOAL SOAPSTONE



**E6 SL**  
MARQUINA




**EF SL**  
ICONIC BLACK


### SL SILESTONE® POLIERT




**EK SL**  
BLANCO ZEUS EXTREME



**ER SL**  
YUKON




**E1 SL**  
STATUARIO



**E3 SL**  
SERENA



**EW SL**  
CYGNUS



**EN SL**  
KENSHO




**EB SL**  
MARENGO




**ET SL**  
GRIS AMAZON



**EY SL**  
CALYPSO




**E5 SL**  
CHARCOAL SOAPSTONE




**E7 SL**  
MARQUINA

### DK DEKTON®



**JA DK**  
ZENITH



**JG DK**  
GALEMA



**JF DK**  
KORUS



**JE DK**  
VEGHA



**JD DK**  
KERANIUM




**JB DK**  
DOMOOS


# AUSFÜHRUNGEN ARBEITSPLETTEN

## QT QUARZO TECH

### QT QUARZO TECH GLÄNZEND




**CA QT**  
PURE WHITE



**C7 QT**  
BLANC BREEZE




**C5 QT**  
ASHEN LIGHT BREEZE




**CJ QT**  
PEARL BREEZE




**CW QT**  
BIANCO MA ASSOLUTO




**CT QT**  
BIANCO MA




**CE QT**  
TITAN



**CP QT**  
PERRET GREY




**CL QT**  
VINTAGE



**CG QT**  
CARBON




**C1 QT**  
GOBY GREY MA




**C3 QT**  
GREY SAND MA




**CY QT**  
NERO MA




**BW QT**  
JUPITER




**BY QT**  
PLUTO




**B1 QT**  
MARS



**B3 QT**  
MERCURY




**B5 QT**  
VENUS



**B7 QT**  
SATURN

### QT QUARZO TECH POLIERT




**CB QT**  
PURE WHITE



**C8 QT**  
BLANC BREEZE




**C6 QT**  
ASHEN LIGHT BREEZE




**CK QT**  
PEARL BREEZE




**CX QT**  
BIANCO MA ASSOLUTO




**CV QT**  
BIANCO MA




**CF QT**  
TITAN




**CR QT**  
PERRET GREY




**CN QT**  
VINTAGE



**CH QT**  
CARBON




**C2 QT**  
GOBY GREY MA




**C4 QT**  
GREY SAND MA




**CZ QT**  
NERO MA




**BX QT**  
JUPITER




**BZ QT**  
PLUTO




**B2 QT**  
MARS



**B4 QT**  
MERCURY



**B6 QT**  
VENUS




**B8 QT**  
SATURN

# AUSFÜHRUNGEN ARBEITSPLATTEN


## MM MARMOR, GR GRANIT, EDELSTAHL

### MM MARMOR GLÄNZEND


---




**NP MM**  
BIANCO CARRARA




**NC MM**  
CALACATTA



**NK MM**  
PORTORO




**N5 MM**  
PIETRA GREY




**N7 MM**  
IDRA BROWN

### MM MARMOR MATT


---




**NW MM**  
BIANCO CARRARA




**ND MM**  
CALACATTA



**NL MM**  
PORTORO




**N6 MM**  
PIETRA GREY



**N8 MM**  
IDRA BROWN

### GR GRANIT GLÄNZEND

---




**NM GR**  
NERO ASSOLUTO

### EDELSTAHL


---



**LP**  
TAMPICO



**IT**  
VINTAGE



**LA**  
SCOTCH-BRITE